

JUNE 2022

**ELEMENTARY
SCHOOL
DEMOGRAPHICS
FOLLOW-UP
REPORT**



SISTERS

School District

A great place to live and learn.

Report by:
Elizabeth Kirby
Contractor

On behalf of:
Citizens4Community

BRIEF SYNOPSIS OF: Elementary School Demographics Survey

Community members requested that demographic data be collected to better understand who responded to the Future of the Current Elementary Building survey sent out by C4C on behalf of the Sisters School District.

Date Survey Opened: 4/29/22

Date Survey Closed: 6/15/22

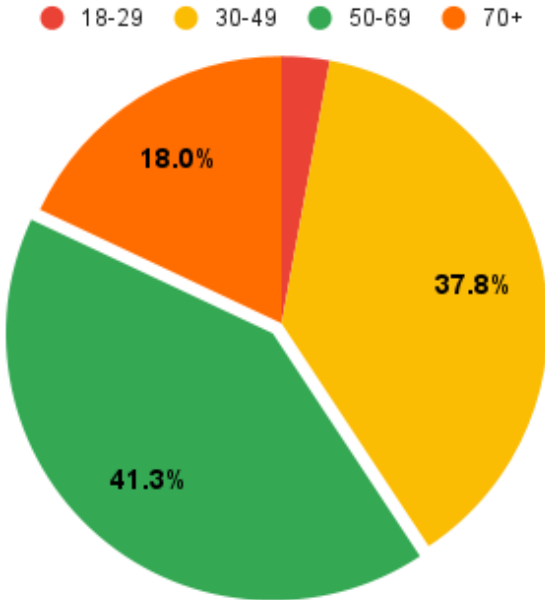
Number of survey links sent: Sent to 590 individuals w/ 579 delivered successfully.

- Some surveys bounced due to autoresponder messages, full inbox, etc
- Survey links were sent only to those who completed the first survey

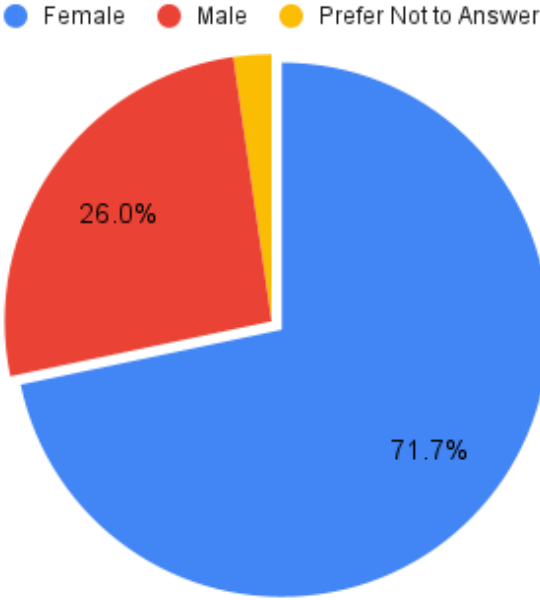
Collected responses: 173 (30% Response Rate)

RESULTS OF TEN QUESTION DEMOGRAPHICS SURVEY

Q1: What is your age?

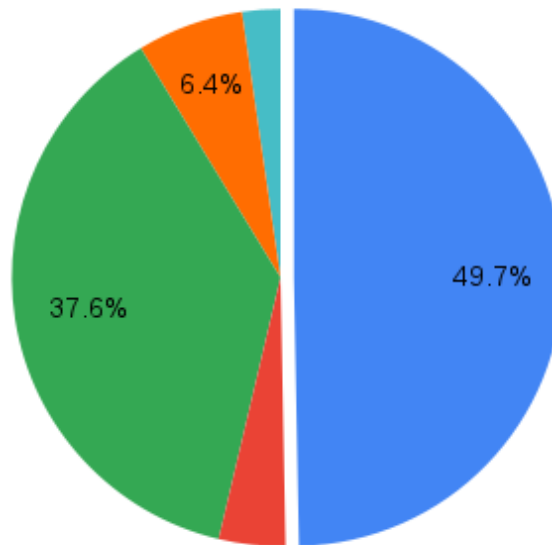


Q2: What is your gender?



Q3: Which best describes your employment status?

● Employed ● Not Employed ● Retired ● Other* ● Prefer Not to Answer

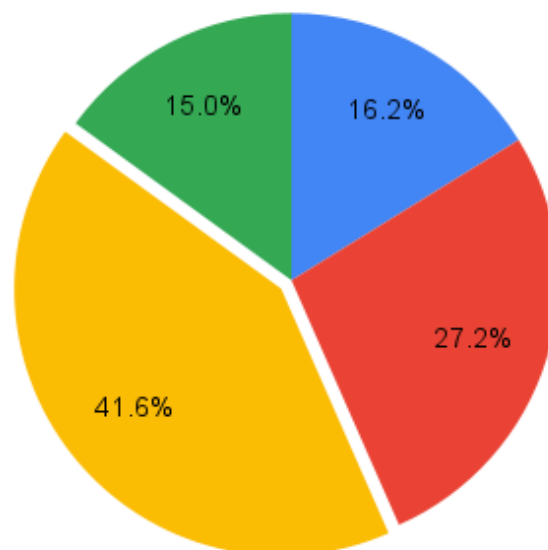


"Other" responses included:

- Self-employed
- Stay-at-home parent
- Semi-retired

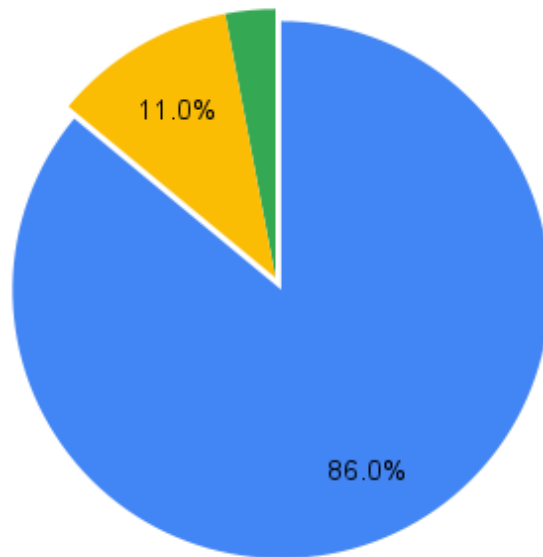
Q4: What was your approx. household income last year?

● <\$50,000 ● \$50,000-\$99,999 ● \$100,000+ ● Prefer Not to Answer



Q5: Which race/ethnicity best describes you?

● White ● Prefer Not to Answer ● All others:

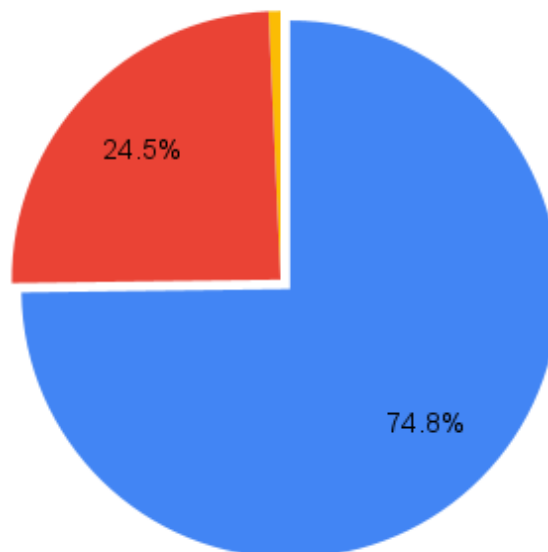


All others:

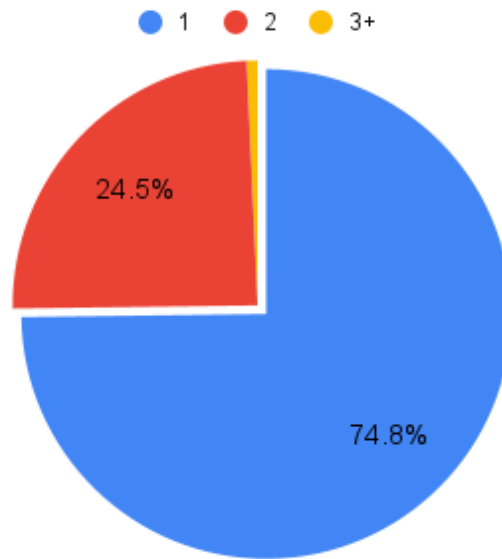
- American Indian/Alaskan Native
- Asian/Pacific Islander
- Hispanic
- Multiple/Other

Q6: How many people (including yourself) live in your household?

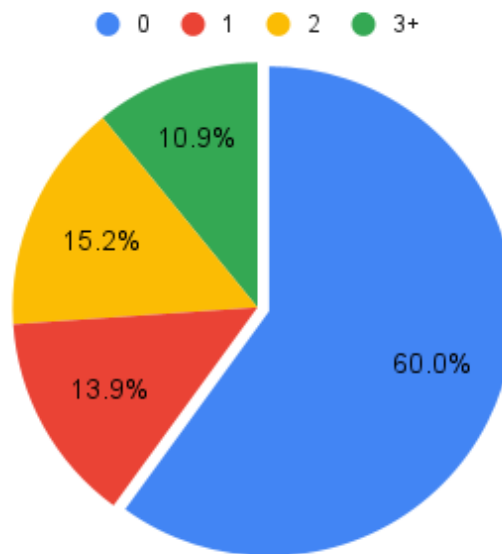
● 1 ● 2 ● 3+



Q7: How many people in your household responded to the first survey?



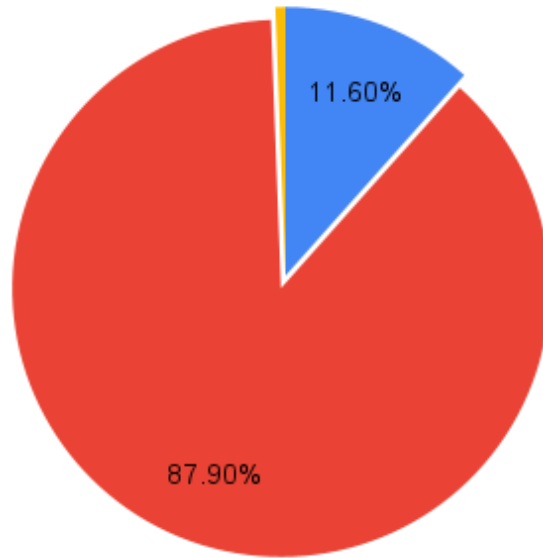
Q8: How many children do you currently have enrolled in the Sisters School District?



Note: Some respondents indicated that they have grandchildren enrolled in the district. Those have been sorted into the appropriate categories. Some also indicated that while they have no children currently in the district they have had children enrolled in the past.

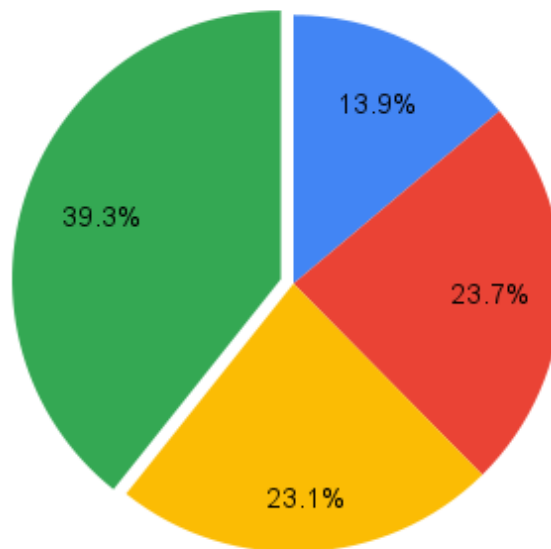
Q9: Do you rent or own your place of residence?

● Rent ● Own ● Prefer Not To Answer



Q10: How long have you lived within the boundary of SPRD?

● <2 years ● 2-5 years ● 5-10 years ● 10+ years



Note: The question was worded this way because an SPRD board member requested the information during a follow-up meeting. It is understood that the boundaries of SPRD and SSD6 are not identical

This data was collected using Survey Monkey analysis tools. Charts were created in Google Sheets.

For clarification or questions about any of this information please email Elizabeth at **sisterscountryconnects@gmail.com**

